

Combine Dialog precision searching with analytics from Innography

Building on 35 years of service, Dialog continues to be the world's leading aggregator of intellectual property, scientific literature and business information from the most renowned publishers in the industry. Now, you can combine precision patent and trademark searching on Dialog with advanced IP business intelligence and analytics tools from Innography.

Innography's web-based software enables you to more easily manage, protect and exploit your intellectual property. Every day companies and individuals just like you rely on our lightning fast data correlation engine to gain a better understanding of their IP portfolios and their position in the marketplace.

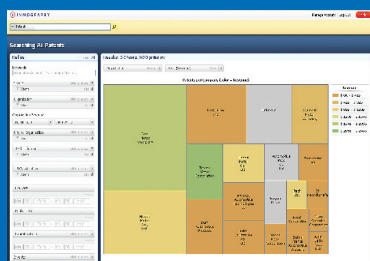
Through Dialog precision searching and in-depth visualization and team collaboration tools from Innography, IP-related projects that once took weeks to complete can now be streamlined – reducing the cost of research and analysis while stimulating new ways of identifying potential market opportunities.



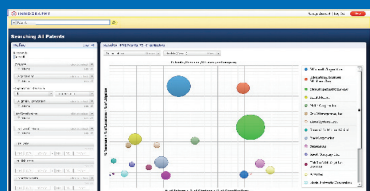
Manage IP Costs and Enhance IP Revenue

"We were able to locate new and relevant data in a matter of minutes through Innography's integrated, correlated IP tool. This resulted in us completing a comprehensive market analysis within days versus the typical six months it had taken us to do so in the past."

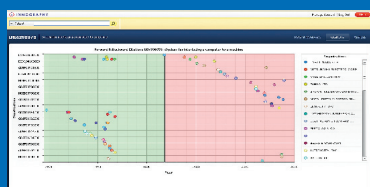
– Innovation Analyst
Global Food Manufacturer



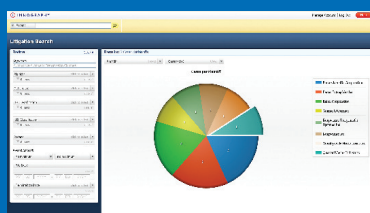
Clearly Visualize Competitive Landscapes by Portfolio Size and Company Resources



Easily Examine Technology Landscapes by Portfolio Strength and Size



Quickly Target High-Value Licensing Candidates



Accurately Identify Litigation Activity by Plaintiff or Defendant

Go Beyond Search — Get the Whole Picture

Patent Data Sources

Research over 70 million global patent documents updated weekly from:

- United States (US) patents and applications
- US Patent Maintenance database and Assignment database
- European (EP) patents and applications
- World Intellectual Property Organization (WO) patent applications
- Japanese (JP) patent applications
- Bibliographic data from INPADOC covering over 70 countries and legal status from more than 40 patent authorities

Non-Patent Data Sources

Integrate patent data with key business information to provide business-level views by correlating data from Dun & Bradstreet financials, US stock markets, SEC, PACER litigation database, US Census Bureau and foreign small and medium business databases.

Proprietary Data

Innography gives you the ability to incorporate proprietary metadata into your search results such as SIC/Patent Concordance, litigated patents, inventor and patent history, internal corporate data (e.g. licensing, taxonomy, etc.) and hidden assignments.



Licensing and Sourcing

Discover new opportunities with breakthrough visual clarity. Automatically rank patents by potential licensing value and legal risk/opportunity.

- Find new in licensing opportunities.
- Identify ideal out licensing candidates.
- Access previously unknown and emerging technologies, channels, products and markets.

Legal Counsel

Enforce and defend IP portfolios with immediate access to clear, concise views of litigious companies, including history and statistics of their most litigated patents. Drill deeper into current and potential threats using proprietary correlation of plaintiff, defendant and industry analytics.

- Preempt potential litigation claims.
- Respond effectively to infringement letters.
- Orchestrate collaboration between internal and external resources.

Business Strategy

Gain instant access to vital data to facilitate collaboration, enhance decision making, improve productivity and work-flow processes, comply with financial and legal policies, and drive ROI and profitability.

IP Research

Effectively conduct trend analysis, patent disclosure and prior art analysis, competitive intelligence, emerging business evaluation and infringement and invalidation discovery.

Visualize and Explore Custom IP Landscapes

Visual Tools

Correlate patent, financial and litigation data into easy to understand visualizations. Each interactive visualization lets you drill into your result set and search without keywords. Visual tools include: technology trends; classification similarities; concept and claims maps; custom taxonomies; market, geographic, company and classification landscapes; assignment relationships; expert finder; and forward and backward citation mapping.

One-Click Wizards

Quickly and easily gain valuable insights with one-click wizards:

- Portfolio inventory, predictive assignment and portfolio comparison
- Reassignment relationships and portfolio maintenance
- Invalidation and infringement research with corporate and litigation profiles
- Licensing and gem finding
- Competitive intelligence and semantic prior art searching

Exporting Results

Patent results can be exported to spreadsheets and visualizations can be exported as images, so you can include them in reports and presentations.

Import and Analyze Thousands of Patents with Custom Data

Import custom records into your Innography project and perform the same search, analysis and annotation.

Visualize both IPC and USC Patent Classifications on Any Search Result

Innography is the only IP business intelligence tool to provide research and analytic functions on both IPC and USPC codes. Search and filter using both classifications to visualize concordance for patents without direct IPC or US classification codes.

Receive Alerts As the IP Landscape Changes

With Innography you can not only save your search results, you can also save your search queries. Using our Alert feature, you will be automatically notified by e-mail or RSS feed as your query results change.

Save Results and Collaborate with Team Members

Knowledge Repository

Create project workspaces to save search results, upload documents and share annotations. Invite colleagues to collaborate on projects, review and share your analysis, refine search results and save project input.

Project workspaces enable you to:

- Share search results, visualizations, project documents and saved patents.
- Import and export patent documents.
- Analyze imported documents.
- Annotate saved documents with custom taxonomies or licensing data.
- Perform analysis based on your patent taxonomy.
- Find similar patents to those that are saved and annotated.

For more information:

+1 800 334 2564 (inside North America)

+00 800 33 34 2564 (outside North America)

www.dialog.com

Authoritative answers enriched by ProQuest